

Name _____ Parent Signature _____



Leap Into Literacy - 2nd Grade February

You need to read (or be read to) for **20 minutes each day for 6 days a week and do a project** in order to qualify for Leap Into Literacy. Your project is to be based on the book you liked the best this month. February's project is to make a quadrarama. To make a quadrarama, you need to make 4 trioramas and glue/staple them together. In the first triorama, write the title of the book and the author's name. In the next triorama, illustrate the main characters. In the third triorama, illustrate the setting. In the last triorama, illustrate a key event. This form and the quadrarama project are **due by Tuesday, March 1st**. (Please remember to put your name on your quadrarama!)

Parents: please initial after each 20 minute session.

Feb. 1-6 20 min. ____ 20 min. ____ 20 min. ____ 20 min. ____ 20 min. ____

Feb. 7-13 20 min. ____ 20 min. ____ 20 min. ____ 20 min. ____ 20 min. ____ 20 min. ____

Feb. 14-20 20 min. ____ 20 min. ____ 20 min. ____ 20 min. ____ 20 min. ____ 20 min. ____

Feb. 21-27 20 min. ____ 20 min. ____ 20 min. ____ 20 min. ____ 20 min. ____ 20 min. ____

Feb. 28-29 20 min. ____

Number of pages in the book: _____



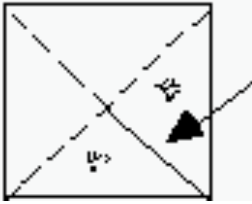
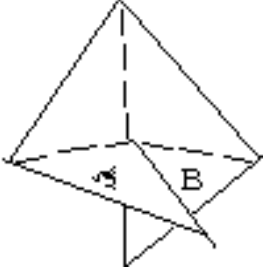
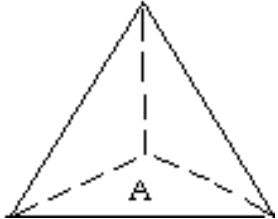
Title of book: _____

The author of this book is _____

The illustrator is _____

Tell why you like this story. _____

HOW TO MAKE A TRIORAMA (make 4 to build a quadrarama.)

	<p>1) Fold and cut</p>
	<p>2) Fold again</p>
	<p>3) Cut solid line</p>
	<p>4) Overlap A over B and glue or staple</p>
	<p>5) Finished Triorama</p>