

Name \_\_\_\_\_ Parent Signature \_\_\_\_\_



## Leap Into Literacy - 4<sup>th</sup> & 5<sup>th</sup> Grade February

You need to read for **30 minutes each day for 6 days a week** and do a **project** in order to qualify for Leap Into Literacy. Your project is to be based on the book you liked the best this month. February's project is to make a folded "fortune teller". This form and the folded "fortune teller" project are **due by Tuesday, March 1<sup>st</sup>**. (Please remember to put your name on your folded "fortune teller"!)

Parents: please initial after each 30 minute session.

Feb. 1-6    30 min. \_\_\_\_ 30 min. \_\_\_\_ 30 min. \_\_\_\_ 30 min. \_\_\_\_ 30 min. \_\_\_\_

Feb. 7-13    30 min. \_\_\_\_ 30 min. \_\_\_\_ 30 min. \_\_\_\_ 30 min. \_\_\_\_ 30 min. \_\_\_\_ 30 min. \_\_\_\_

Feb. 14-20    30 min. \_\_\_\_ 30 min. \_\_\_\_ 30 min. \_\_\_\_ 30 min. \_\_\_\_ 30 min. \_\_\_\_ 30 min. \_\_\_\_

Feb. 21-27    30 min. \_\_\_\_ 30 min. \_\_\_\_ 30 min. \_\_\_\_ 30 min. \_\_\_\_ 30 min. \_\_\_\_ 30 min. \_\_\_\_

Feb. 28-29    30 min. \_\_\_\_

# 3<sup>rd</sup>, 4<sup>th</sup> & 5<sup>th</sup> Grade Leap Into Literacy Book Report

Name \_\_\_\_\_

Date \_\_\_\_\_

Book Title \_\_\_\_\_

Author \_\_\_\_\_


Please use complete sentences.

Where and when did the story take place (setting): \_\_\_\_\_

Briefly, tell the main idea of the story (plot). Use complete sentences.

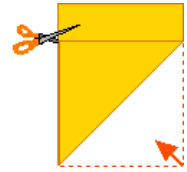
What was your favorite part of the book?

Would you recommend this book to a friend? Tell why you did or did not like the book.

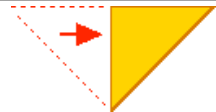


Folded "Fortune Teller" instructions:


Start by making a square piece of paper. To start making the square, fold one corner of a piece of paper over to the adjacent side.



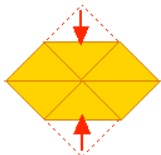
To finish making the square, cut off the small rectangle, forming a square (which is already folded into a triangle).



Fold the two opposite ends of the triangle together, forming a smaller triangle.



Open the paper up (unfolding all the folds).



Fold a corner into the central point. Repeat with the opposite corner.

Repeat with the other 2 corners. You'll end up with a square.



Flip the paper over.

Fold a corner over to the center. Repeat with the opposite corner. Fold over the 2 remaining corners. You'll end up with a smaller square.



Fold the square in half. Unfold and fold in half the other way.



Unfold and pull the four ends together, making a diamond-like shape. Pick up each of the four square flaps, and put your fingers inside. You will be able to move the four parts around.



Write the title of the book and the author's name on the four flaps (like the colors on the sample drawing).

Flip it over, and write the names of the characters and the setting on the triangular flaps (like the numbers on the sample drawing).



Write the key events or problem and solution inside the flaps (underneath the characters and setting) (like the fortunes on the sample drawing).

